




SureCross™ DX81P6 FlexPower™ Supply Module

Delivers and manages dc voltage from six 3.6V lithium primary batteries



Features

- Wireless solution for powering a FlexPower™ Node and sensor devices
- Unique power management system to run the FlexPower Node and a device through switched power outputs for up to ten years, depending on the power requirements of the device and required update rates
- Six 3.6V dc lithium “D” cell batteries
- IP67 sealed enclosure

FlexPower systems allow for a true wireless solution as the Node can be powered by battery power (3.6 to 5.5V dc). Battery life is application specific. Contact Banner Engineering’s application engineers for a battery life calculation for your specific application.

For additional information and a complete list of replacement parts, please refer to Banner Engineering’s website, www.bannerengineering.com/surecross.

Models

| Model | Power | Batteries | Cable |
|--------|-----------------|----------------------------|-----------------------|
| DX81P6 | 3.6V dc Battery | Six 3.6V lithium “D” Cells | 5-pin Euro Pigtail QD |

⚠ WARNING . . . Not To Be Used for Personnel Protection

Never use these products for personnel protection. Doing so could lead to serious injury or death.

These products do NOT include the self-checking redundant circuitry necessary to allow their use in personnel safety applications. A failure or malfunction can cause either an energized or de-energized output condition. Consult your current Banner Safety Products catalog for safety products that meet OSHA, ANSI, and IEC standards for personnel protection.



SureCross™ DX81P6 FlexPower™ Supply Module

Battery Replacement

Battery Replacement

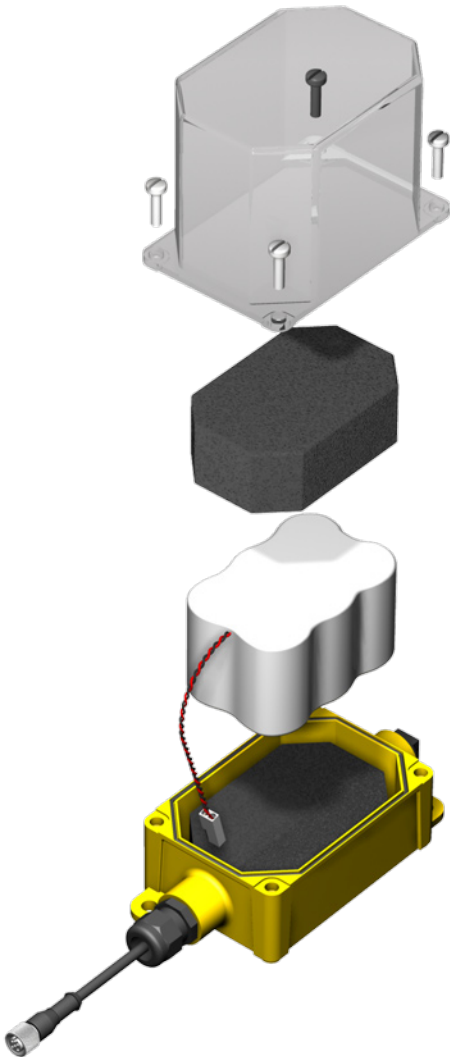
To replace the lithium “D” cell battery pack in the DX81P6 FlexPower™ battery kit,

1. Remove the four screws mounting the clear plastic battery pack cover to the housing.
2. Remove the cover and foam spacer.
3. Disconnect the discharged battery pack.
4. Remove the discharged battery pack and replace with a new battery pack. Caution: There is an explosion risk if the battery pack is replaced with an incorrect type.
5. After replacing the battery pack, allow up to 60 seconds for the device to power up.

Properly dispose of the used battery packs according to local regulations by taking it to a hazardous waste collection site, an e-waste disposal center, or any other facility qualified to accept lithium batteries.

As with all batteries, these are a fire, explosion, and severe burn hazard. Do not burn or expose them to high temperatures. Do not recharge, crush, disassemble, or expose the contents to water.

Replacement battery pack model number: BWA-BATT-002. For pricing and availability, contact Banner Engineering.



Hookup Diagram

Only SureCross™ FlexPower™ DX80 devices may be powered from this supply.



5-pin Euro-style Hookup

| | Wire Color | DX80 FlexPower Device | DX80...C FlexPower Device Terminal Block |
|---|------------|-----------------------|--|
| 1 | Brown | | |
| 2 | White | | |
| 3 | Blue | dc common (GND) | V- |
| 4 | Black | | |
| 5 | Gray | 3.6 to 5.5V dc | B+ |

For FlexPower devices, do not apply more than 5.5V dc to the gray wire.

SureCross™ DX81P6 FlexPower™ Supply Module

Specifications

General

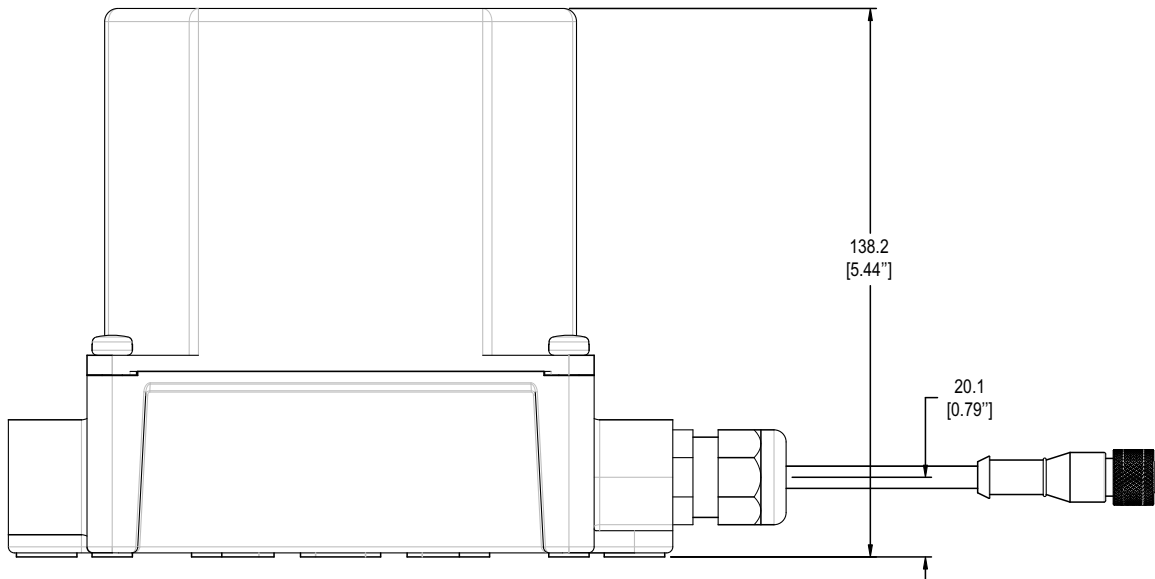
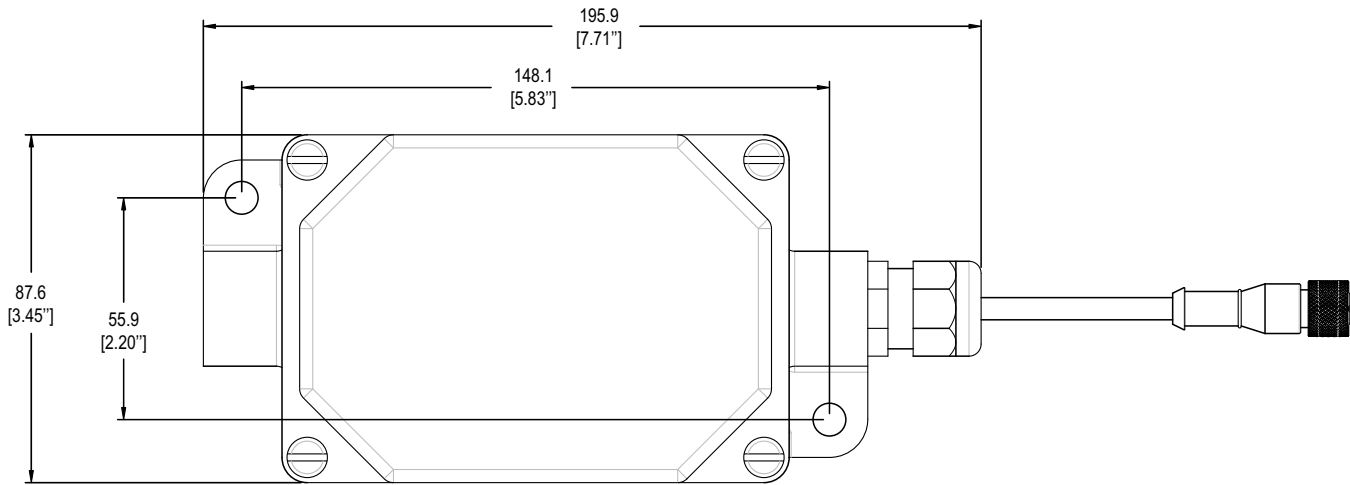
| | |
|-------------------------------------|---|
| Mounting | #1/4 or M7 (M7 hardware included) |
| M7 Fasteners Max. Tightening Torque | 0.56 N•m (5 in•lbf) |
| Case Material | Polycarbonate |
| Weight | 0.98 kg (2.15 lb.) |
| External Cable Glands | One 1/2 NPT type |
| Cable Glands Max. Tightening Torque | 0.56 N•m (5 in•lbf) |
| Connections | PVC cable; 5-pin Euro-style 150mm Pigtail QD |
| Estimated Life | 114,000 mA hours |
| Environmental | |
| Environmental Rating* | IEC IP67; NEMA 6 |
| Operating Temperature** | -40 to +85° C |
| Operating Humidity | 95% max. relative (non-condensing) |
| Radiated Immunity | 10 V/m, 80-2700 MHz (EN61000-6-2) |
| Shock and Vibration | IEC 68-2-6 and IEC 68-2-7 Shock: 30g, 11 millisecond half sine wave, 18 shocks Vibration: 0.5 mm p-p, 10 to 60 Hz |

* Please refer to the SureCross™ DX80 Wireless I/O Network product manual, Banner p/n 132607, for installation and waterproofing instructions.

** Operating the devices at the maximum operating conditions for extended periods can shorten the life of the device.

SureCross™ DX81P6 FlexPower™ Supply Module

Dimensions



The manufacturer does not take responsibility for the violation of any warning listed in this document.



CAUTION . . .

Make no modifications to this product.

Any modifications to this product not expressly approved by Banner Engineering could void the user's authority to operate the product. Contact the Factory for more information.

Always use lightning arrestors/surge protection with all remote antenna systems to avoid invalidating the Banner Engineering Corp. warranty. No surge protector can absorb all lightning strikes. Do not touch the SureCross device or any equipment connected to the SureCross device during a thunderstorm.

WARRANTY: Banner Engineering Corp. warrants its products to be free from defects for one year. Banner Engineering Corp. will repair or replace, free of charge, any product of its manufacture found to be defective at the time it is returned to the factory during the warranty period. This warranty does not cover damage or liability for the improper application of Banner products. This warranty is in lieu of any other warranty either expressed or implied.

All specifications published in this document are subject to change. Banner reserves the right to modify the specifications of products, prior to their order, without notice. Banner Engineering reserves the right to update or change documentation at any time. For the most recent version of any documentation, please refer to our website: www.bannerengineering.com. © 2007 Banner Engineering Corp. All rights reserved.